

# ALUMEC

High strength aluminium

COLD WORK

PLASTIC MOULDING

HOT WORK

HIGH PERFORMANCE STEEL



This information is based on our present state of knowledge and is intended to provide general notes on our products and their uses. It should not therefore be construed as a warranty of specific properties of the products described or a warranty for fitness for a particular purpose.

## General

Alumec is a high strength aluminium alloy supplied in the form of hot rolled, heat treated plate. It undergoes a special cold stretching operation for maximum stress relieving. Thanks to its high strength and good stability, Alumec has become widely used in the tooling industry.

*Delivery condition:* heat treated to 146–180 Brinell.

Alumec has the following characteristics which make it suitable for many types of tools especially plastics moulds:

- **Excellent Machinability**  
High cutting speeds, reduced machining time, lower tooling costs, quicker deliveries.
- **Low Weight**  
The low weight, which is approximately 1/3 of the weight of steel, allows easier and more convenient tool handling. Low inertia makes it possible to speed up closing and opening of moulds.
- **High Thermal Conductivity**  
Cycle times are reduced and less complicated cooling systems may be used.
- **Good Stability**  
A special stress relieving operation guarantees minimal deformation during and after machining.
- **Good Corrosion Resistance**  
Good resistance against all commonly used plastics materials.

- **Suitable for Surface Treatments**

Alumec can be hard anodized, hard chromium or nickel plated for increased hardness, wear resistance and corrosion resistance.

## Application areas

The properties and characteristics which Alumec offers make it an ideal material for prototype tools and for moulding short and medium length production runs which are not subjected to high pressures or abrasive plastics. Considerably shorter tool making times, lower tooling costs and shorter cycle times give valuable savings both for the toolmaker and the tool user when using Alumec.

Application Areas	Tooling Category			
	Proto- types	Short runs	Medium runs	Long runs
Blow moulding	X	X	X	X
Vacuum forming	X	X	X	X
Foam moulding	X	X	X	(X)
RIM-moulding	X	X	X	(X)
Injection moulding of thermoplastics	X	X	(X)	
Rubber moulding	X	X		
Holdings and support plates, jigs and fixtures				



## Properties

### PHYSICAL DATA

Values at room temperature unless stated otherwise.

Density	kg/m <sup>3</sup> lbs/in <sup>3</sup>	2 830 0,102
Modulus of elasticity	N/mm <sup>2</sup> psi	71 500 10,3 x 10 <sup>6</sup>
Coefficient of thermal expansion per °C from 20°C to 100°C per °F (68–212°F)		23 x 10 <sup>-6</sup> 12,8 x 10 <sup>-6</sup>
Thermal conductivity	W/m °C Btu in/ft <sup>2</sup> h °F	165 1 144
Specific heat	J/kg °C Btu/lb. °F	890 0,20

### TENSILE STRENGTH

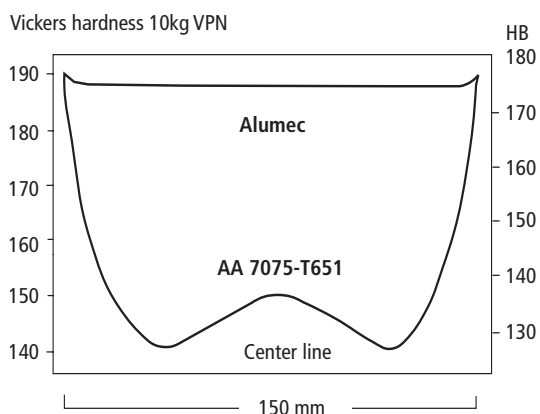
Tensile strength values, which for most practical purposes can be compared to compression strength values, should be regarded as typical.

Values at room temperature for different plate thicknesses.

Plate (thickness) mm	Tensile strength N/mm <sup>2</sup>	Yield strength N/mm <sup>2</sup>
> 10–50	590	550
> 50–100	570	520
>100–150	550	500
>150–200	535	485
>200–300	430	365
Round bar (diameter) mm		
40	680	630
100	680	620
200	670	610

Note that the plate is tested in the transverse direction and the round bar in the length direction.

### Hardness distribution through the plate cross section



## Machining

### GENERAL

A major advantage when machining aluminium alloys is the possibility of using high cutting speeds. The reason is the low cutting force needed compared with steel and brass. Because of the excellent combination of mechanical and physical properties in AlumeC the maximum cutting speed possible is very high, when suitable cutting tools are used. When using high speed milling machines, cutting speeds exceeding 3 500 m/min. (11 500 ft./min.) has been used with good results.

### CUTTING TOOL— DESIGN AND MATERIAL

Although aluminium alloys give low cutting forces, it is necessary to use high quality cutting tools. In order to achieve the highest possible cutting speed the use of cemented carbide tools, especially during turning and end milling, is ideal.

The same cutting tools normally used for steel can also be used for machining of AlumeC. However, for good production economy, tools with large positive angles should be used. The flute should have a large chip space and be polished to prevent chips clogging the cutter.

When sawing AlumeC, a coarse tooth saw blade is recommended.

### COOLING/LUBRICATION

The purpose of cutting fluid is to cool the work piece and to lubricate the cutting tool. Because of the high cutting speeds possible when machining AlumeC, cooling is important, although the heat conductivity of AlumeC is very high. Good lubrication is of special importance during deep hole drilling, as there is a prolonged contact between chips and tool.

Cutting fluids recommended for steel may sometimes discolor the aluminium surface, if PH values are high. Most manufacturers of cutting fluid have universal fluids suitable for both steel and aluminum.

## Cutting data recommendations

The cutting data below are to be considered as guiding values which must be adapted to existing local conditions.

### TURNING

	Rough turning with carbide	Fine turning with carbide	Fine turning with PCD <sup>1)</sup>	Turning with high speed steel
Cutting speed ( $v_c$ ) m/min f.p.m.	600–1200 1980–3960	1200–2500 3960–8250	600–1500 1980–4950	250–300 825–990
Feed (f) mm/r i.p.r.	0,3–1,0 0,012–0,04	–0,3 –0,012	–0,3 –0,012	–0,3 –0,012
Depth of cut ( $a_p$ ) mm inch	2–6 0,08–0,24	0,5–2 0,02–0,08	0,5–3 0,02–0,12	0,5–3 0,02–0,12
Carbide designation ISO	K20	K10	–	–

<sup>1)</sup> Polycrystallin diamond.

### MILLING

#### Face and square shoulder face milling

	Rough milling with carbide	Fine milling with carbide	Fine milling with PCD <sup>1)</sup>	Milling with high speed steel
Cutting speed ( $v_c$ ) m/min f.p.m.	600–1000 1980–3300	1000–3000 3300–9900	800–4000 2650–13200	250–400 825–1320
Feed ( $f_z$ ) mm/tooth in/tooth	0,2–0,6 0,008–0,024	0,1–0,2 0,004–0,008	0,05–0,2 0,002–0,008	–0,4 –0,016
Depth of cut ( $a_p$ ) mm inch	2–8 0,08–0,32	–2 –0,08	–2 –0,08	–8 –0,32
Carbide designation ISO	K20	K10	–	–

<sup>1)</sup> Polycrystallin diamond.

### End milling

	Solid carbide	Carbide indexable insert	High speed steel
Cutting speed ( $v_c$ ) m/min f.p.m.	300–500 990–1650	300–500 990–1650	120–250 400–825
Feed ( $f_z$ ) mm/tooth inch/tooth	0,03–0,20 <sup>1)</sup> 0,001–0,008 <sup>1)</sup>	0,08–0,20 <sup>1)</sup> 0,003–0,008 <sup>1)</sup>	0,05–0,35 <sup>1)</sup> 0,002–0,014 <sup>1)</sup>
Carbide designation ISO	–	K20	–

<sup>1)</sup> Depending on the radial depth of cut and cutter diameter.

### DRILLING

#### High speed steel twist drill<sup>1)</sup>

Drill diameter		Cutting speed ( $v_c$ )		Feed (f)	
mm	inch	m/min	f.p.m.	mm/r	i.p.r.
– 5	–3/16	50–70	165–230	0,08–0,20	0,003–0,008
5–10	3/16–3/8	50–70	165–230	0,20–0,30	0,008–0,012
10–15	3/8–5/8	50–70	165–230	0,30–0,35	0,012–0,014
15–20	5/8–3/4	50–70	165–230	0,35–0,40	0,014–0,016


<sup>1)</sup> Point angle 118° helix angle 16–30°.

### Carbide drill

	Indexable insert	Solid carbide	Brazed carbide <sup>1)</sup>
Depth of cut ( $v_c$ ) m/min f.p.m.	200–400 660–1320	200–300 660–984	150–250 495–825
Feed (f) mm/r i.p.r.	0,05–0,25 <sup>2)</sup> 0,002–0,01 <sup>2)</sup>	0,10–0,30 <sup>2)</sup> 0,004–0,012 <sup>2)</sup>	0,15–0,35 <sup>2)</sup> 0,006–0,014 <sup>2)</sup>

<sup>1)</sup> Drill with internal cooling channels and brazed carbide tip.

<sup>2)</sup> Depending on drill diameter.



Milling AlumeC

## GRINDING

A general grinding wheel recommendation is given below. For grinding of Alumec use silicon carbide abrasive. Cutting oil is recommended as grinding fluid.

Type of grinding	Wheel recommendation
Face grinding straight wheel	C 46 H V
Face grinding segments	C 24 G V
Cylindrical grinding	C 60 J V
Internal grinding	C 46 H V
Profile grinding	C 100 L V

## Polishing guidelines

### GENERAL

Maintain a clean work environment and ensure that the work piece is flushed with an appropriate industrial solvent to prevent accumulation of polishing debris.

Use large tools wherever possible to prevent high levels of localized pressure leading to surface degradation.

Renew grinding paper frequently and change direction of grinding between grades. When working towards a mirror finish use copious quantities of lubricant such as a light oil.

See separate leaflet "Polishing of Tool Steel" for detailed information on polishing.

### TECHNIQUES

Both mechanical and manual techniques may be used. When seeking a mirror finish the use of power tools should be avoided.

## MEDIA

Carborundum paper should be used for grinding starting with grades 300 through to 800. When seeking a mirror finish, continue with 1200 grade paper and if necessary followed with 6 micron/ 3 micron diamond paste.

## Electrical Discharge Machining (EDM)

Machine settings are similar to those used for steel but may need more power to stabilize. Metal removal rates are 3 to 4 times that of steel necessitating good flushing to avoid arcing.

Copper electrodes give best results and show less wear. Roughing electrodes are rarely required.


## Photo-etching

Alumec is perfect for photo-etching thanks to its homogeneous structure.

## Surface treatment

### HARD ANODISING

Alumec can be hard anodised for higher wear resistance, giving a surface hardness equivalent to about 65 HRC in steel. Usual coating thickness is 20–50  $\mu\text{m}$ . Anodising is used to a limited degree in mould cavities due to the difference in expansion of the surface layer relative to the underlying aluminium. This can lead to hairline cracking, spoiling the surface appearance of mouldings. This surface is usually acceptable on non-moulding tool parts, such as slides, wear guides, leader pins and bushes, ejector pins, etc.



*Alumec is ideal for high-strength, lightweight die-sets.*

The anodising will cause dimensional changes in the workpiece, and allowance should, therefore, be made. Increase in dimension is about 50% of the oxide layer thickness. The oxide layer may be impregnated with PTFE to reduce adhesion of the plastic.

### HARD CHROME PLATING

Hardness levels up to and equivalent to 80 HRC are possible using processes which have been developed for aluminium alloys. Plated layer thickness is typically 0,1–0,2 mm (0,004" to 0,008").

### CHEMICAL NICKEL PLATING

Hardness levels equivalent to 50 HRC are possible. Plated layer thickness is typically 0,03–0,1 mm (0,001"–0,004") whilst adhesion and corrosion resistance are generally superior to a chrome plated finish.

## Repair welding

Alumec may be repair welded using either Metal Inert Gas (MIG) or Tungsten Inert Gas (TIG) processes, though TIG is not recommended for large scale repairs.

### GENERAL GUIDELINES

*Equipment:* 400 Amps rating, Wire Feed Motor  
7,5–10 m/min (25–33 f.p.m.)  
(compared to 3,7 m/min [12 f.p.m.]  
for steel).

*Welding wire:* AA5356 (Al 5% Mg),  
AA5556A (Al 5,2% Mg) or  
AA5087 (Al 4,5% MgMnZr).  
MIG 1,6 mm (0,063 in.) diameter.  
TIG 2,4–3,2 mm (0,095–0,126 in.).

*Pre-weld preparation:* Vertical faces should be machined to an angle and surfaces to be welded, degreased. Oxide layer must then be removed using rotary wire brushing and welding carried out within eight hours.

*Pre-heating:* Pre-heat to 50–130°C (120–270°F) to offset the chilling effect and high thermal conductivity of Alumec. Maximum metal temperature during welding should not exceed 200°C (390°F) in order to avoid cracking after welding.

## Further information

Contact your nearest Uddeholm representative for more information about aluminium and special steels for tools.



*Alumec tool*

## UDDEHOLM EUROPE

### AUSTRIA

UDDEHOLM  
Hansaallee 321  
D-40549 Düsseldorf  
Telephone: +49 211 535 10  
Telefax: +49 211 535 12 80

### BELGIUM

UDDEHOLM N.V.  
Waterstraat 4  
B-9160 Lokeren  
Telephone: +32 9 349 11 00  
Telefax: +32 9 349 11 11

### CZECHIA

BOHLER UDDEHOLM CZ s.r.o.  
Division Uddeholm  
U silnice 949  
161 00 Praha 6 Ruzyne  
Czech Republic  
Telephone: +420 233 029 850,8  
Telefax: +420 233 029 859

### DENMARK

UDDEHOLM A/S  
Kokmose 8, Bramdrupdam  
DK-6000 Kolding  
Telephone: +45 75 51 70 66  
Telefax: +45 75 51 70 44

### ESTONIA

UDDEHOLM TOOLING AB  
Silikatsiidi 7  
EE-0012 Tallinn  
Telephone: +372 655 9180  
Telefax: +372 655 9181

### FINLAND

OY UDDEHOLM AB  
Ritakuja 1, PL 57,  
FIN-01741 VANTAA  
Telephone: +358 9 290 490  
Telefax: +358 9 2904 9249

### FRANCE

UDDEHOLM S.A.  
12 Rue Mercier, Z.I. de Mityry-Compans  
F-77297 Mityry Mory Cedex  
Telephone: +33 (0)1 60 93 80 10  
Telefax: +33 (0)1 60 93 80 01

#### Branch office

UDDEHOLM S.A.  
77bis, rue de Vesoul  
La Nef aux Métiers  
F-25000 Besançon  
Telephone: +33 381 53 12 19  
Telefax: +33 381 53 13 20

### GERMANY

UDDEHOLM  
Hansaallee 321  
D-40549 Düsseldorf  
Telephone: +49 211 535 10  
Telefax: +49 211 535 12 80

#### Branch offices

UDDEHOLM  
Falkenstraße 21  
D-65812 Bad Soden/TS.  
Telephone: +49 6196 659 60  
Telefax: +49 6196 659 625

### UDDEHOLM

Albstraße 10  
D-73765 Neuhausen  
Telephone: +49 715 898 65-0  
Telefax: +49 715 898 65-25

### GREAT BRITAIN, IRELAND

UDDEHOLM UK LIMITED  
European Business Park  
Taylors Lane, Oldbury  
West Midlands B69 2BN  
Telephone: +44 121 552 55 11  
Telefax: +44 121 544 29 11

Dublin Telephone: +353 1 45 14 01

### GREECE

UDDEHOLM STEEL TRADING  
COMPANY  
20, Athinon Street  
G-Piraeus 18540  
Telephone: +30 2 10 41 72 109/41 29 820  
Telefax: +30 2 10 41 72 767

### SKLERO S.A.

Steel Trading Comp. and  
Hardening Shop  
Frixoux 11/Nikif. Ouranou  
G-54627 Thessaloniki  
Telephone: +30 31 51 46 77  
Telefax: +30 31 54 12 50

### HUNGARY

UDDEHOLM TOOLING/BOK  
Dunaharaszti, Jedlik Anyos út 25  
H-2331 Dunaharaszti 1.Pf. 110  
Telephone/Telefax: +36 24 492 690

### ITALY

UDDEHOLM Italia S.p.A.  
Via Palizzi, 90  
I-20157 Milano  
Telephone: +39 02 35 79 41  
Telefax: +39 02 390 024 82

### LATVIA

UDDEHOLM TOOLING AB  
Deglava street 50  
LV-1035 Riga  
Telephone: +371 7 701 983, -981, -982  
Telefax: +371 7 701 984

### LITHUANIA

UDDEHOLM TOOLING AB  
BE PLIENAS IR METALAI  
T. Masiulio 18b  
LT-3014 Kaunas  
Telephone: +370 37 370613, -669  
Telefax: +370 37 370300

### THE NETHERLANDS

UDDEHOLM B.V.  
Isolatorweg 30  
NL-1014 AS Amsterdam  
Telephone: +31 20 581 71 11  
Telefax: +31 20 684 86 13

### NORWAY

UDDEHOLM A/S  
Jernkroken 18  
Postboks 85, Kalbakken  
N-0902 Oslo  
Telephone: +47 22 91 80 00  
Telefax: +47 22 91 80 01

### POLAND

INTER STAL CENTRUM  
Sp. z o.o./Co. Ltd.  
Dziekanow Polski, ul. Kolejowa 291,  
PL-05-092 Lomianki  
Telephone: +48 22 751 5675  
Telefax: +48 22 751 5670

### PORTUGAL

F RAMADA Aços e Industrias S.A.  
P.O. Box 10  
P-3881 Ovar Codex  
Telephone: +351 56 58 61 11  
Telefax: +351 56 58 60 24

### RUSSIA

UDDEHOLM TOOLING CIS  
25 A Bolshoy pr PS  
197198 St. Petersburg  
Telephone: +7 812 233 9683  
Telefax: +7 812 232 4679

### SLOVAKIA

UDDEHOLM Slovakia  
Nástrojové ocele, s.r.o.  
KRÁČINY 2  
036 01 Martin  
Telephone: +421 842 4 300 823  
Telefax: +421 842 4 224 028

### SLOVENIA

UDDEHOLM Italia S.p.A.  
Via Palizzi, 90  
I-20157 Milano  
Telephone: +39 02 35 79 41  
Telefax: +39 02 390 024 82

### SPAIN

UDDEHOLM  
Guifré 690-692  
E-08918 Badalona, Barcelona  
Telephone: +34 93 460 1227  
Telefax: +34 93 460 0558

#### Branch office

UDDEHOLM  
Barrio San Martin de Arteaga, 132  
Pol.Ind. Torrelarragoiti  
E-48170 Zamudio  
(Bizkaia)  
Telephone: +34 94 452 13 03  
Telefax: +34 94 452 13 58

### SWEDEN

UDDEHOLM TOOLING  
SVENSKA AB  
Aminogatan 25  
SE-431 53 Mölndal  
Telephone: +46 31 67 98 50  
Telefax: +46 31 27 02 94

### SWITZERLAND

HERTSCH & CIE AG  
General Wille Strasse 19  
CH-8027 Zürich  
Telephone: +41 1 208 16 66  
Telefax: +41 1 201 46 15

HANS KOHLER AG  
Claridenstrasse 20  
CH-8002 Zürich  
Telephone: +41 1 207 11 11  
Telefax: +41 1 207 11 10

## UDDEHOLM NORTH AMERICA

### USA

UDDEHOLM  
4902 Tollview Drive  
Rolling Meadows IL 60008  
Telephone: +1 847 577 22 20  
Telefax: +1 847 577 80 28

### UDDEHOLM

548 Clayton Ct.,  
Wood Dale IL 60191  
Telephone: +1 630 350 10 00  
Telefax: +1 630 350 08 80

### UDDEHOLM

9331 Santa Fe Springs Road  
Santa Fe Springs, CA 90670  
Telephone: +1 562 946 65 03  
Telefax: +1 562 946 77 21

### UDDEHOLM

7900 Hub Parkway  
Cleveland OH 44125  
Telephone: +1 216 524 87 70  
Telefax: +1 216 642 10 42

### CANADA

UDDEHOLM LIMITED  
2595 Meadowvale Blvd.  
Mississauga, Ontario L5N 7Y3  
Telephone: 905 812 9440  
Telefax: 905 812 8659

### MEXICO

UDDEHOLM  
Calle Ocho no 2, Letra "C"  
Fracc. Industrial Alce Blanco  
53370 Naucalpan de Juarez  
Estado de Mexico  
Telephone: +52 5-576 5422  
Telefax: +52 5-576 2139

### UDDEHOLM

Lerdo de Tejada No.542  
Colonia Las Villas  
66420 San Nicolas de Los Garza, N.L.  
Telephone: +52 8-352 5239  
Telefax: +52 8-352 5356

## UDDEHOLM SOUTH AMERICA

### ARGENTINA

UDDEHOLM S.A  
Mozart 40  
1619-Centro Industrial Garin  
Garin-Prov. Buenos Aires  
Telephone: +54 332 744 4440  
Telefax: +54 332 745 3222

### BRAZIL

UDDEHOLM ACOS ESPECIAIS Ltda.  
Estrada Yae Massumoto, 353  
CEP 09842-160  
Sao Bernardo do Campo - SP Brazil  
Telephone: +55 11 4393 4560, -4554  
Telefax: +55 11 4393 4561

## UDDEHOLM SOUTH AFRICA

UDDEHOLM Africa (Pty) Ltd.  
P.O. Box 539  
ZA-1600 Isando/Johannesburg  
Telephone: +27 11-974 2781  
Telefax: +27 11-392 2486

## UDDEHOLM AUSTRALIA

BOHLER-UDDEHOLM Australia  
129-135 McCredie Road  
Guildford NSW 2161  
Private Bag 14  
Telephone: +61 2 9681 3100  
Telefax: +61 2 9632 6161

#### Branch offices

Sydney, Melbourne, Adelaide,  
Brisbane, Perth, Newcastle,  
Launceston, Albury, Townsville

## ASSAB

### ASSAB INTERNATIONAL

Skytteholmsvägen 2  
P O Box 42  
SE-171 11 Solna  
Sweden  
Telephone: +46 8 564 616 70  
Telefax: +46 8 25 02 37

#### Subsidiaries

India, Iran, Turkey, United Arab  
Emirates

#### Distributors in

Africa, Latin America, Middle East

### ASSAB PACIFIC

ASSAB Pacific Pte. Ltd  
171, Chin Swee Road  
No. 07-02, San Centre  
Singapore 169877  
Telephone: +65 534 56 00  
Telefax: +65 534 06 55

#### Subsidiaries

China, Hong Kong, Indonesia, Japan,  
Korea, Malaysia, Philippine Islands,  
Singapore, Taiwan, Thailand

When the first idea pops into your head, throughout the development process to the release of the new product, we'll be your partner. As the world's leading supplier of tooling materials and related services, we can be trusted. Meet us under the Uddeholm and ASSAB brands, wherever in the world you have your business.

